

Preparing to use composecreate.com Web Rewards
Music Progressions Level One

Level One

White Key Identification:

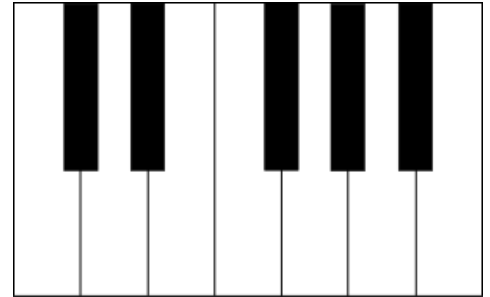
Name the animal or person we use to help us remember the note names:

D _____ / E _____ / C _____ /

G _____ / A _____

F _____ / B _____

Write the note-names on this keyboard.....



Rhythm - Quarter, half, whole

How many half dollars equal a whole dollar? ____

If a whole note gets four counts, how many counts does a half note get? ____

How many quarters equal a whole dollar? ____

If a whole note gets four counts, how many counts does a quarter note get? ____

Terms and Symbols

What is the music symbol for soft? ____ for loud? ____ for repeat? ____

What are those stacked-up numbers at the beginning of a piece called?

• the _____

Moving Up and Down by Ear

Can you sing "1 2 3 4 5" going up the scale? _____

Can you sing "5 4 3 2 1" going down the scale? _____

Can you sing some notes that don't go anywhere? _____ (Are they useless? _____!)


Moving Up and Down on Staff

When you write your name, you always want the letters to touch the _____ where you are writing. But in music, the notes move up and down by writing one on a _____ and then the next one on the _____ above or below.

Note Names

Write big notes on this staff and write their names in the middle.

1. The Clef-name note
2. The Space notes
3. The Line notes (in between the Space notes)
4. Middle C and the note above it




Preparing to use composecreate.com Web Rewards

Music Progressions Level One

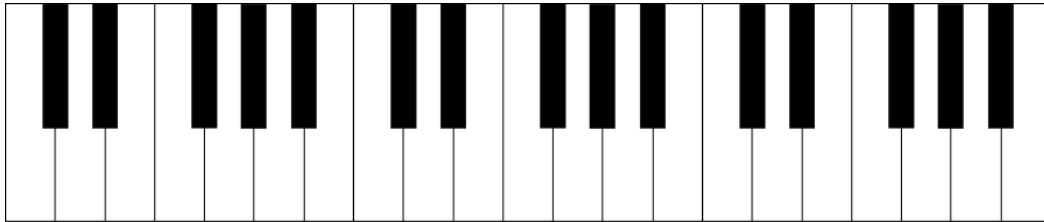
Write big notes on this staff and write their names in the middle.

1. The Clef-name note
2. The Space notes
3. The Line notes (in between the Space notes)
4. Middle C and the note below it

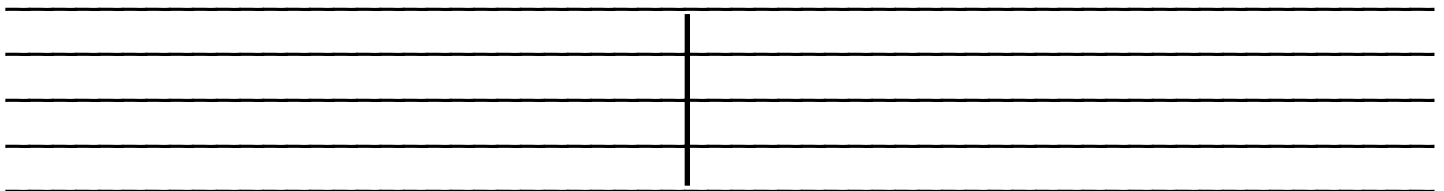


Steps and Skips on Staff and Keyboard

1. Write an X on a low white note on the keyboard. Put four Xes on the four steps above that note.
2. Write an O on a white note just above your Xes. Write four more Os on four skips above your starting note.

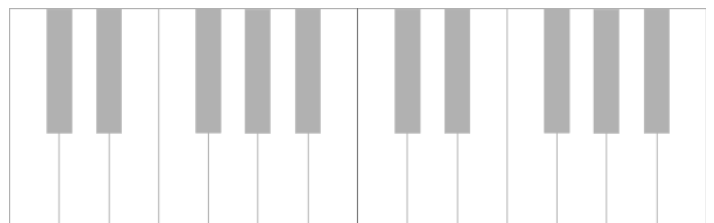


1. Write an X on a low note on the staff below, to the left of the bar line. Write four Xes on four steps going up from that note.
2. Write an O on a low note on the staff below, to the right of the bar line. Write four more Os on four skips above your starting note.



Whole and Half Steps

1. Write 5 Xes, going up by **half-steps**....
2. Write 5 Os, going up by **whole steps**....



High, Middle, Low Sounds

What animal has a high voice? _____ a low voice? _____

Do you think a cat's meow is in the middle? _____